



**Noise Monitoring Result**

**Day Time (0700 - 1900hrs on normal weekdays)**

Location: M1a - Harbour Road Sports Centre

Date	Time	Weather	Measurement Noise Level			Baseline Level	Construction Noise Level	Limit Level
			Leq	L10	L90	Leq	Leq	Leq
Unit: dB(A), (30-min)								
30/03/11	10:07	Cloudy	73.1	75.6	69.3	69.2	71	75
07/04/11	10:20	Fine	73.3	76.5	68.3	69.2	71	75
12/04/11	09:35	Sunny	73.4	76.1	72.3	69.2	71	75
19/04/11	10:00	Fine	74.3	76.0	70.8	69.2	73	75
27/04/11	09:00	Haze	72.6	75.9	67.4	69.2	70	75

Location: M2b - Noon-day gun area

Date	Time	Weather	Measurement Noise Level			Baseline Level	Construction Noise Level	Limit Level
			Leq	L10	L90	Leq	Leq	Leq
Unit: dB(A), (30-min)								
30/03/11	10:55	Cloudy	67.8	69.2	66.0	-	68	75
07/04/11	11:04	Fine	72.4	74.3	67.0	-	72	75
12/04/11	13:30	Sunny	68.1	69.7	65.7	-	68	75
19/04/11	16:20	Sunny	67.9	69.5	65.9	-	68	75
27/04/11	09:50	Haze	67.8	69.6	65.4	-	68	75

Location: M3a - Tung Lo Wan Fire Station

Date	Time	Weather	Measurement Noise Level			Baseline Level	Construction Noise Level	Limit Level
			Leq	L10	L90	Leq	Leq	Leq
Unit: dB(A), (30-min)								
30/03/11	13:00	Cloudy	66.6	68.5	64.2	-	67	75
07/04/11	13:58	Sunny	65.8	67.3	63.2	-	66	75
12/04/11	14:20	Sunny	67.9	69.6	65.1	-	68	75
19/04/11	17:03	Sunny	70.7	72.7	67.5	-	71	75
27/04/11	10:35	Haze	67.2	69.0	66.5	-	67	75

Location: M4b - Victoria Centre

Date	Time	Weather	Measurement Noise Level			Baseline Noise Level	Construction Noise Level	Limit Level
			Leq	L10	L90	Leq	Leq	Leq
Unit: dB(A), (30min)								
30/03/11	13:42	Fine	67.7	69.2	65.5	-	68	75
07/04/11	13:00	Fine	68.3	69.9	65.8	-	68	75
12/04/11	15:05	Sunny	68.9	70.4	66.9	-	69	75
19/04/11	08:52	Fine	69.1	70.3	67.1	-	69	75
27/04/11	11:20	Haze	68.9	70.2	66.9	-	69	75

Location: M5b - City Garden

Date	Time	Weather	Measurement Noise Level			Baseline Level	Construction Noise Level	Limit Level
			Leq	L10	L90	Leq	Leq	Leq
Unit: dB(A), (30min)								
30/03/11	15:15	Cloudy	68.7	70.8	66.3	-	69	75
07/04/11	15:28	Fine	68.2	69.3	66.6	-	68	75
12/04/11	16:41	Sunny	67.8	69.3	65.9	-	68	75
19/04/11	09:42	Fine	68.2	70.2	65.6	-	68	75
27/04/11	13:10	Haze	72.2	74.3	69.7	-	72	75



**Noise Monitoring Result**

**Restricted Time (1900 - 2300 hrs on normal weekdays and 0700-2300 on holiday)**

Location: M4b - Victoria Centre

Date	Time	Weather	Measurement Noise Level			Average Noise Level	Baseline Noise Level	Construction Noise Level	Limit Level
			Leq	L10	L90	Leq	Leq	Leq	Leq
Unit: dB(A), (5-min)									
30/03/11	21:08	Fine	66.5	68.2	64.5	66.7	-	67	70
	21:13		66.6	68.5	64.1				
	21:18		66.9	69.2	64.0				
07/04/11	21:00	Fine	67.5	69.2	65.3	67.2	-	67	70
	21:05		66.9	68.7	64.5				
	21:10		67.1	69.0	64.7				
12/04/11	20:53	Fine	67.1	68.7	65.0	67.4	-	67	70
	20:58		67.6	69.6	65.4				
	21:03		67.4	69.0	65.1				
19/04/11	21:26	Fine	67.6	69.3	65.2	67.6	-	68	70
	21:31		67.7	69.6	65.4				
	21:36		67.4	69.1	65.5				
27/04/11	21:02	Fine	69.0	70.2	67.6	69.0	-	69	70
	21:08		68.9	70.0	67.7				
	21:14		69.0	70.4	67.7				

Location: M5b - City Garden

Date	Time	Weather	Measurement Noise Level			Average Noise Level	Baseline Level	Construction Noise Level	Limit Level
			Leq	L10	L90	Leq	Leq	Leq	Leq
Unit: dB(A), (5-min)									
30/03/11	21:37	Fine	66.7	67.9	65.2	66.4	-	66	70
	21:42		66.2	67.3	65.0				
	21:47		66.4	67.4	64.9				
07/04/11	21:30	Fine	67.3	68.3	65.9	66.8	-	67	70
	21:35		66.7	67.8	65.2				
	21:40		66.5	67.8	65.0				
12/04/11	21:25	Fine	66.5	67.5	65.3	66.5	-	67	70
	21:30		66.6	67.7	65.2				
	21:35		66.5	67.7	65.0				
19/04/11	21:54	Fine	68.8	69.8	67.7	68.9	-	69	70
	21:59		69.2	70.0	67.5				
	22:04		68.8	69.8	67.7				
27/04/11	21:37	Fine	70.0	74.2	69.3	70.0	-	70	70
	21:43		70.1	72.2	69.4				
	21:49		70.0	72.3	69.4				



**Noise Monitoring Result**

**Restricted Time (1900 - 2300 hrs on normal weekdays and 0700-2300 on holiday)**

Location: M1a - Harbour Road Sports Center

Date	Time	Weather	Measurement Noise Level			Average Noise Level	Baseline Level	Construction Noise Level	Limit Level
			Leq	L10	L90	Leq	Leq	Leq	Leq
Unit: dB(A), (5-min)									
30/03/11	19:31	Fine	72.2	74.6	68.7	71.9	61.1	72	70
	19:36		71.7	74.0	68.6				
	19:41		71.8	74.6	68.3				
07/04/11	19:20	Fine	73.4	76.7	68.0	72.8	61.1	72	70
	19:25		72.3	75.5	66.9				
	19:30		72.7	75.2	68.1				
12/04/11	19:00	Fine	72.1	74.5	68.8	71.8	61.1	71	70
	19:05		72.3	74.6	68.7				
	19:10		71.0	73.6	67.9				
19/04/11	19:40	Fine	72.4	74.4	67.9	72.7	61.1	72	70
	19:45		73.8	77.3	66.8				
	19:50		71.8	74.2	67.5				
27/04/11	19:03	Fine	73.3	76.0	69.5	73.4	61.1	73	70
	19:09		73.0	75.5	69.7				
	19:15		73.8	76.4	70.8				



**Noise Monitoring Result**

**Restricted Time (1900 - 2300 hrs on normal weekdays and 0700-2300 on holiday)**

Location: M2b -Noon-day gun area

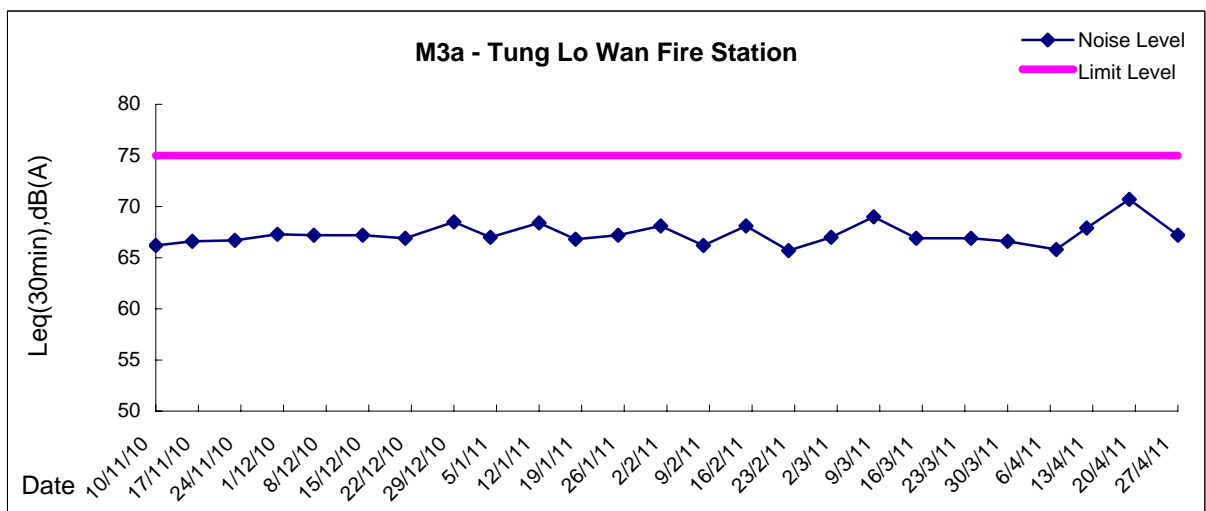
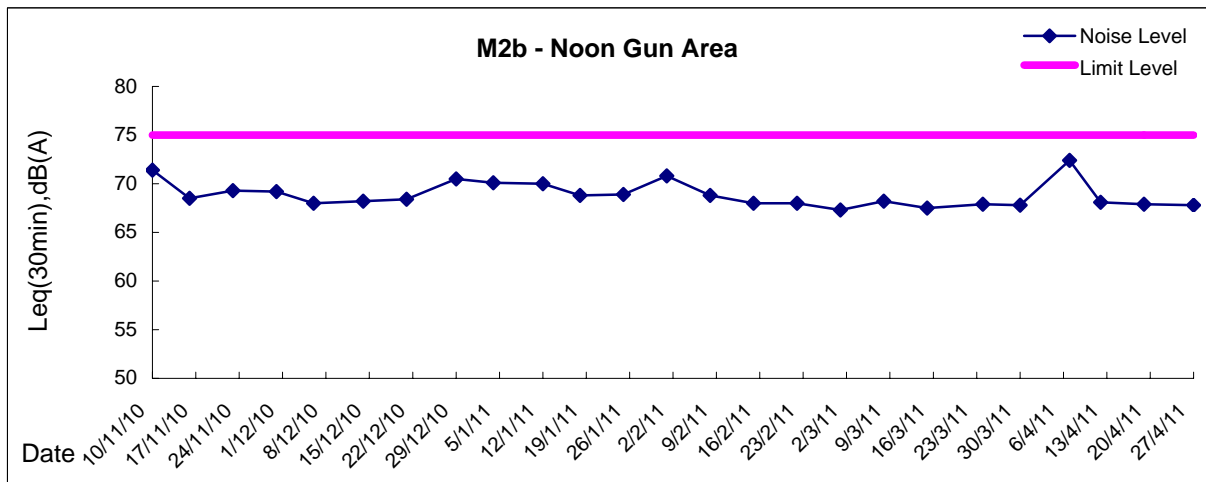
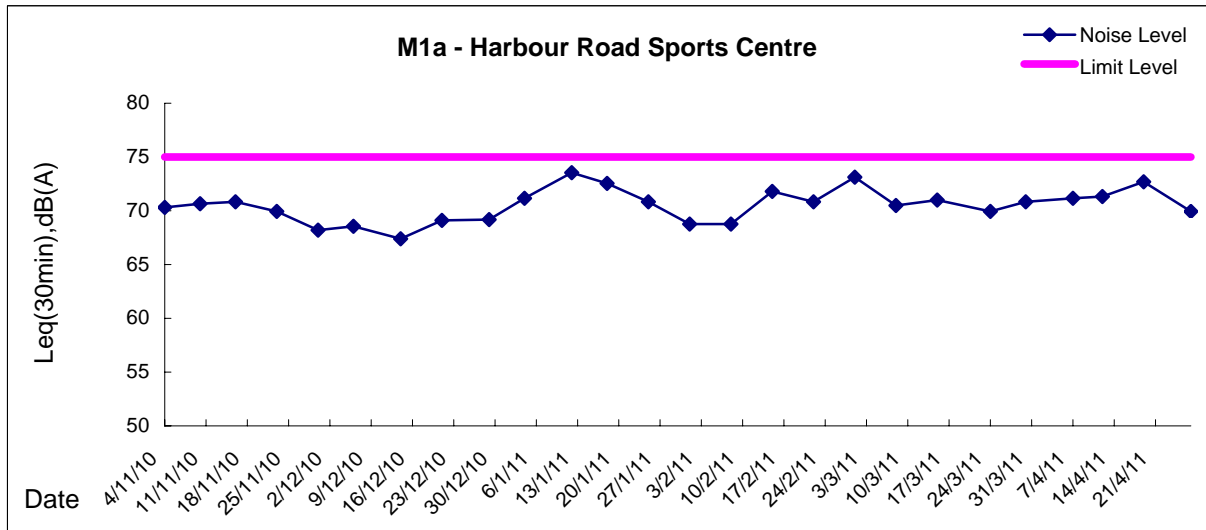
Date	Time	Weather	Measurement Noise Level			Average Noise Level	Baseline Level	Construction Noise Level	Limit Level
			Leq	L10	L90	Leq	Leq	Leq	Leq
Unit: dB(A), (5-min)									
30/03/11	20:08	Fine	67.2	69.4	64.7	66.9	-	67	70
	20:13		66.8	68.8	64.3				
	20:18		66.6	68.4	64.6				
07/04/11	20:05	Fine	65.6	66.9	63.6	65.9	-	66	70
	20:10		66.5	67.9	64.1				
	20:15		65.7	67.3	63.8				
12/04/11	19:50	Fine	68.5	69.6	67.0	68.9	-	69	70
	19:55		69.0	70.0	68.0				
	20:00		69.2	71.3	67.0				
19/04/11	21:00	Fine	65.9	68.5	63.1	65.4	-	65	70
	21:05		65.3	67.4	62.9				
	21:10		65.0	66.7	62.6				
27/04/11	19:50	Fine	68.2	69.3	66.5	68.2	-	68	70
	19:56		67.6	68.2	66.9				
	20:02		68.7	69.2	68.1				

Location: M3a - Tung Lo Wan Fire Station

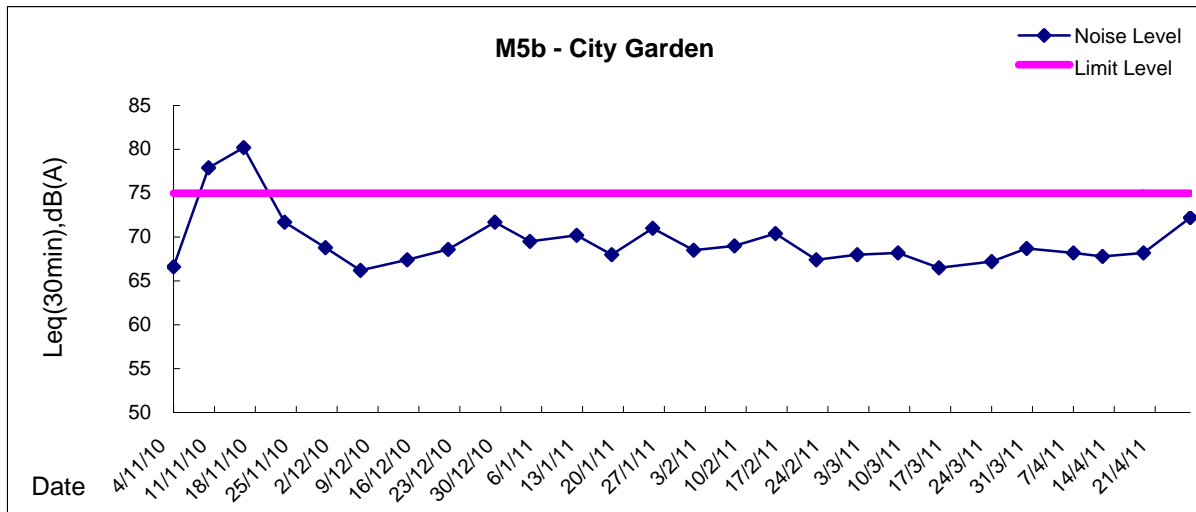
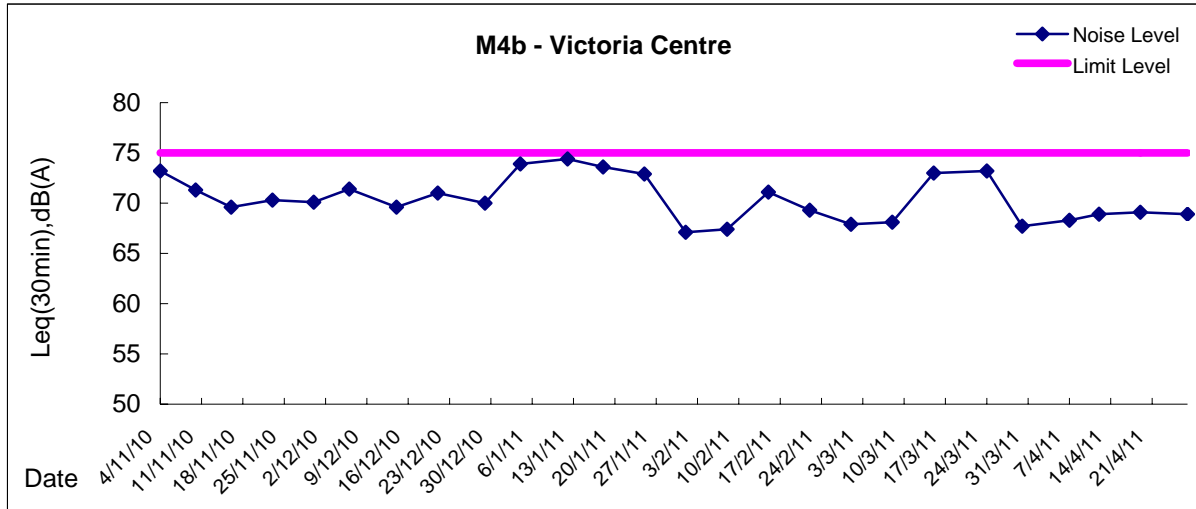
Date	Time	Weather	Measurement Noise Level			Average Noise Level	Baseline Level	Construction Noise Level	Limit Level
			Leq	L10	L90	Leq	Leq	Leq	Leq
Unit: dB(A), (5-min)									
30/03/11	20:41	Fine	64.8	66.2	62.9	65.3	-	65	70
	20:46		65.6	67.5	62.8				
	20:51		65.6	67.7	62.9				
07/04/11	20:32	Fine	65.9	67.7	63.7	65.9	-	66	70
	20:37		66.4	68.8	63.4				
	20:42		65.4	66.9	63.4				
12/04/11	20:25	Fine	68.2	70.0	66.1	67.9	-	68	70
	20:30		68.5	69.4	65.8				
	20:35		67.1	68.7	65.3				
19/04/11	21:00	Fine	65.9	68.5	63.1	65.4	-	65	70
	21:05		65.3	67.4	62.9				
	21:10		65.0	66.7	62.6				
27/04/11	20:31	Fine	70.0	71.0	68.8	70.1	-	70	70
	20:37		69.5	70.5	65.3				
	20:43		70.8	71.4	71.2				



**Graphic Presentation of Noise Monitoring Result**  
**Day Time (0700 - 1900hrs on normal weekdays)**



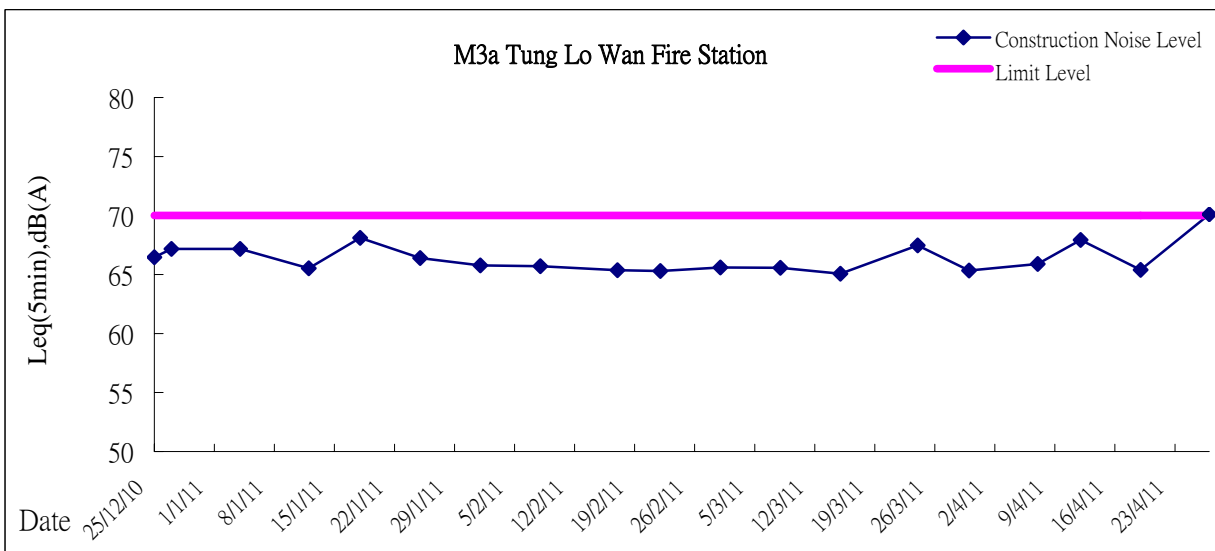
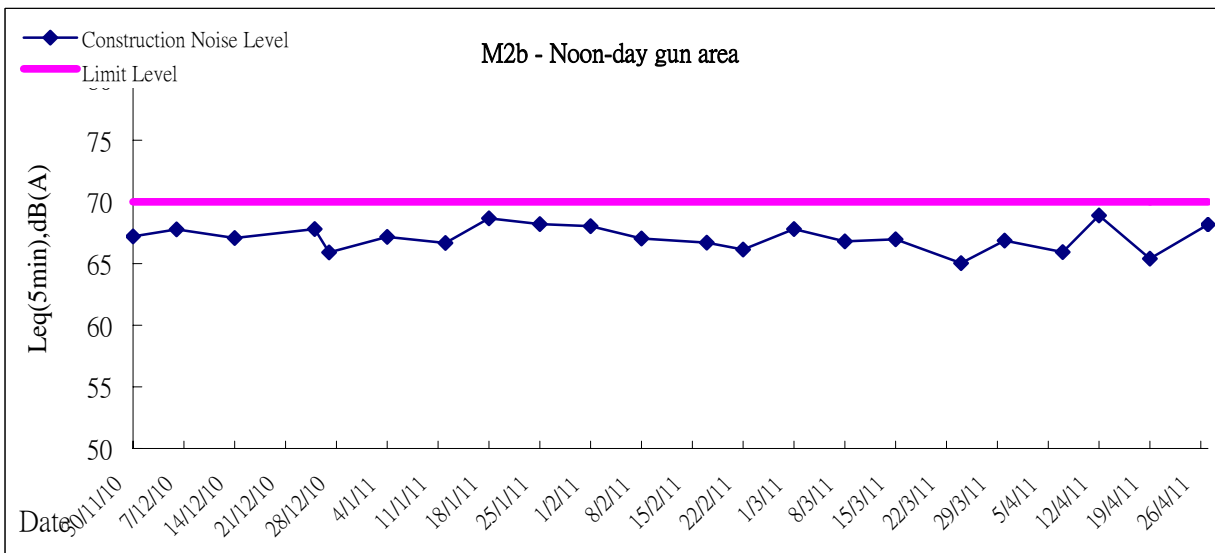
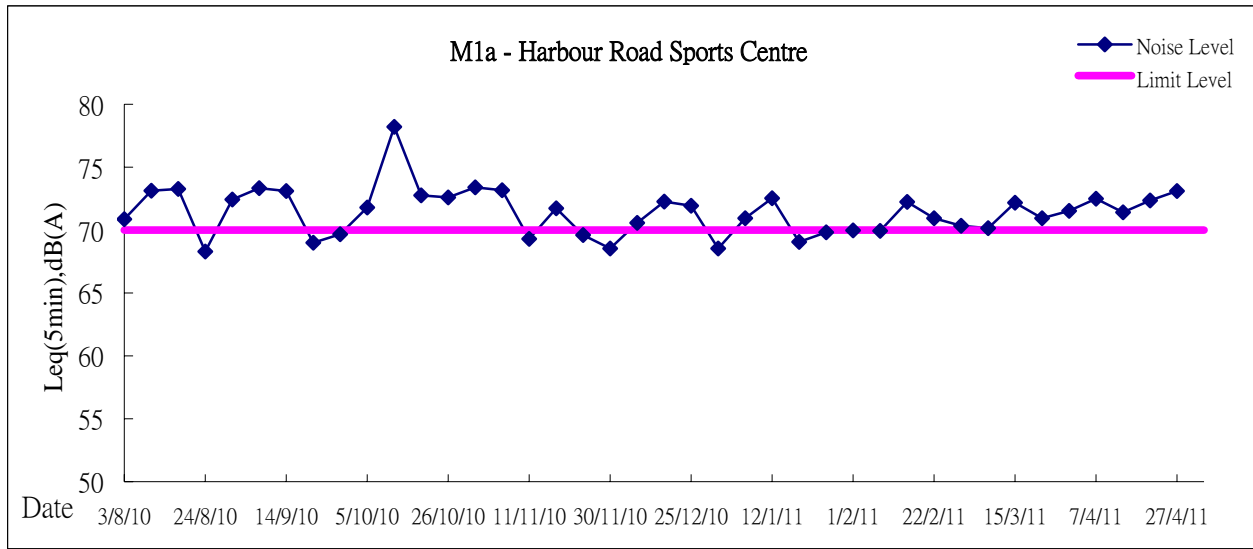
**Graphic Presentation of Noise Monitoring Result**  
**Day Time (0700 - 1900hrs on normal weekdays)**





### Graphic Presentation of Noise Monitoring Result

Restricted Time (1900 - 2300 hrs on normal weekdays and 0700-2300 on holiday)





**Graphic Presentation of Noise Monitoring Result**

**Restricted Time (1900 - 2300 hrs on normal weekdays and 0700-2300 on holiday)**

